

偉詮電子股份有限公司  
**Weltrend Semiconductor, Inc.**

**BofA 2025 Asia Tech Conference**

Tony Lin  
CEO

Robby Tsai  
COO

Cindy Guo  
CFO and Spokesperson

March 17, 2025

# Safe Harbor Notice

---

## Forward-looking Statements

Weltrend's statements and any others in this release that refer to business outlook, future plans, and expectations are forward-looking statements that involve a number of risks and uncertainties. Statements that refer to or are based on projections, uncertain events or assumptions also identify forward-looking statements. Such statements are based on management's expectations as of the date of this earnings release and involve many risks and uncertainties that could cause actual results to differ materially from those expressed or implied in these forward-looking statements. Weltrend presently considers the following to be important factors that could cause actual results to differ materially from the company's expectations.

# A 36-year IC Design Company

## Founded

Founded in the Hsinchu Science Park in July, 1989

## Capital

NT\$1.78 billion (US\$59.3 millions)

## Headcount

295 Weltrend-only; 350+ group total (as end of 4Q24)



## Main Business

- Weltrend and Sentelic-branded IC products and ASICs
- Value-added resale (VAR) for international name brand components (ex. ROHM)

## Honors

- 1995 – Taiwan’s 4th National Award of Outstanding Small & Medium Enterprises, being the first company from Science Park to win the title.
- 1997 – IPO on Taiwan OTC market and then subsequently listed on TWSE in 2000 (2436)
- 2008 – Awarded with “Taiwan Technology Fast 50” by Deloitte and named multiple times as one of companies with best ROE and ROI by renowned financial magazines in Taiwan.
- 2015 – ADAS R&D Team Awarded with the 17th Annual Technology Management Award by CSMOT.
- 2016 – Ranked Top 20% in Corporate Governance Evaluation and Awarded Most Improved Company.
- 2019 – Named “Top 10 Consumer Electronics Solution Provider in APAC – 2019” by Embedded Advisor magazine
- 2021 – EE Awards Asia’s Best Power IC of the Year Award
- 2023 – Receives “Medium-sized Enterprises M&A Deal Award” from 2023 MAPECT Taiwan M&A Awards



# Power and Motor as dual growth engines plus Image Solutions for niche applications and all with a MCU foundation

## Power Management

- AC/DC switching regulators
  - PWM controllers
  - Synchronous rectifier (SR)
- USB PD controllers
  - DFP (Source) controllers
  - DRP (Source/Sink) controllers
- Fast charge protocol controllers
  - Sink controllers
  - Source controllers
- E-marker IC
- Supervisor ICs
- Wireless power controllers
- LED drivers

## Amplifiers

- Op amps
  - General-purpose op amps
  - Power op amps

## Imaging Solutions

- ADAS SoCs
- Barcode decoders
- Display MCUs
- Imaging processors
- Projector processors
- Video display processors

## Interfaces

- Boosted NFC cards
- Smart card interface ICs and Magnetic stripe decoders
- Touch screen controllers
- USB
  - USB-C connectivity
  - USB-based HID controllers

## Motor

- Motor drivers
- BLDC motor drivers and controllers

## Microcontrollers (MCUs)

- 8-bit MCUs
  - General-purpose MCUs
- 32-bit MCUs
  - Andes-based 32-bit MCUs
  - Arm-based 32-bit MCUs
- Application-specific MCUs
  - USB-based HID controllers
  - USB host and SD port file management controllers
  - Vital sign measurement MCUs

# Unique Combination of Technical Core Competences bringing *intelligence* into *Power*, *Drivers*, and *Analogs*

High-  
voltage


MCU

Algorithm

Firmware



# High Quality Supply Chain



Weltrend  
Product  
Development

Foundries

Weltrend  
In-house  
Testing (CP)

Taiwan-based  
Packaging  
Houses

Weltrend  
In-house  
Testing (FT)

Weltrend  
Sales and  
Services

- Highest quality wafer fabs
- In-house CP and FT production testing
- Complete quality certifications



Image Source: Internet

Weltrend Semiconductor, Inc.

# Major Customers



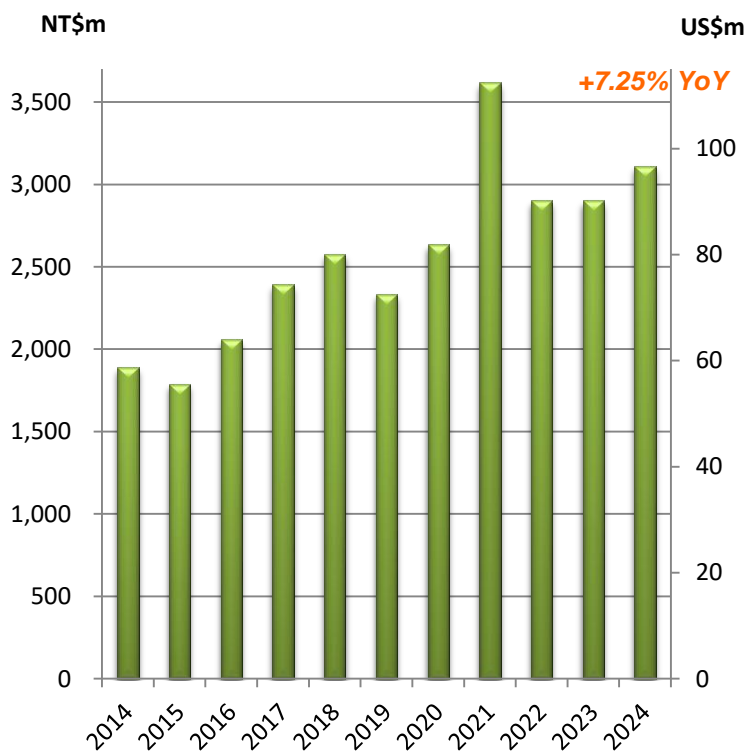
Image Source: Internet

Weltrend Semiconductor, Inc.

# 2024 Consolidated Income Statement (YoY)

(Expressed in NT\$K; EPS in NT\$)

## Consolidate Revenues



	2024	%	2023	%	YoY %
Net sales	3,094,619	100	2,885,560	100	7
Gross Profit	922,485	30	781,775	27	18
Operating Exp.	(758,422)	(25)	(739,945)	(25)	2
Selling & Adm.	(312,981)	(11)	(295,756)	(10)	6
R & D Exp.	(445,441)	(14)	(444,189)	(15)	0
Operating Income	164,063	5	41,830	2	292
Net Non-Operating Income	181,768	6	184,656	6	(2)
Income Before Tax	345,831	11	226,486	8	53
Income Tax (Exp.)	(50,966)	(1)	(19,400)	(1)	163
Net Income	294,865	10	207,086	7	42
EPS	1.57		1.18		33



# 2024 Product Mix (YoY) – *USB PD Controllers and Motor Controllers* drove the growth and accounted for 47% of 2024 Revenues

(Expressed in NT\$K)

	2024	%	2023	%	YoY
Power	1,253,744	41%	1,203,219	42%	+4%
Smart Applications	852,968	27%	703,290	24%	+21%
<b>Own Brand Products</b>	<b>2,106,712</b>	<b>68%</b>	<b>1,906,509</b>	<b>66%</b>	<b>+11%</b>
Distribution Products	987,907	32%	979,051	34%	+1%
<b>Total</b>	<b>3,094,619</b>	<b>100%</b>	<b>2,885,560</b>	<b>100%</b>	<b>+7%</b>



**USB PD**  
**27%**  
**+18% YoY**



**MOTOR**  
**20%**  
**+38% YoY**



Image Source: Internet

Weltrend Semiconductor, Inc.

# Global Leader in USB PD for Power Source Applications



## Global USB-C Market 2024-2028

CAGR of (2023-2028)

 **17.1%**



Source: Technavio

USB-C is fast becoming the universal charging standard and supporting more devices –

- The latest **USB PD 3.1** spec extends the maximum power over USB-C to **240W** from 100W, supporting more devices such as gaming notebooks, household appliances, e-bikes, and other higher powered devices
- **EU's Common Charger Directive** requires that all new devices sold in the EU must support USB-C charging from Dec, 2024 (laptops in April, 2026).

# Smart Cooling – Comprehensive *Air Cooling* and *Liquid Cooling* Solutions for Data Centers, Edge Devices, and beyond

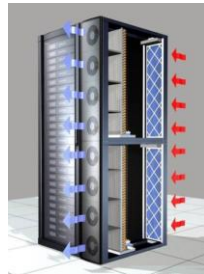


Fan Array



Water Pump/  
Leakage  
Detection/  
Valve Control

Server/Telecom



Side-car Fan




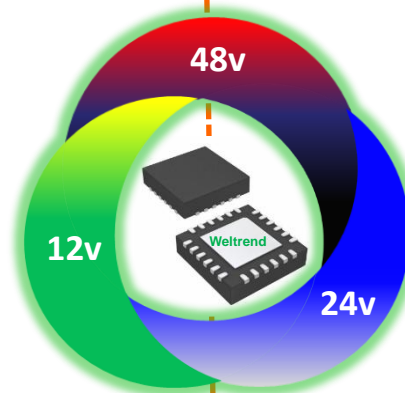
AI PC



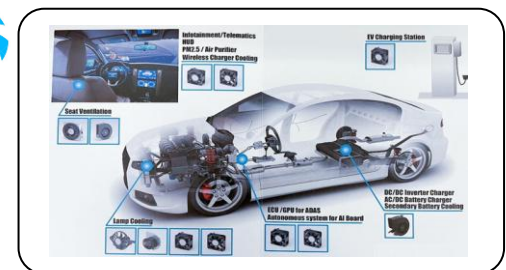
Crypto Mining  
/Gaming  
/Graphic Card

Edge Devices

IT Non-IT



Home Appliances



Automotive




PV Inverter

EV Charging  
Pile

Renewable Energy

# Analogy between USB-C Power Adapter for notebook PC and Server Cooling Fan for data centers – *Well positioned for another global market share leader*



	USB-C Power Adapter for NB	Server Cooling Fan
Application Market	Notebook PC	Server
Device TAM	~155m (excluding Apple)	~13.6m
Weltrend IC per Unit	1	~12
Market IC TAM (Units)	~155m	~163m
Weltrend ASP (US\$)	~\$0.3	~\$0.3+
Weltrend TAM (US\$)	~\$47m	~\$49m
Weltrend Market Share	<b>70%+ (#1)*</b>	<b>30%+ and growing</b>

*\*based on 50% USB-C penetration rate*

Image Source: Internet

Weltrend Semiconductor, Inc.

# Recent Business Highlights

2022.5	Weltrend Announces Availability of the WT6620F <b>USB PD 3.1 Controller with DisplayPort Alternate Mode</b>
2022.7	Weltrend Announces Appointments of <b>New President and Senior Executives</b>
2022.8	Weltrend Successfully Completed the Tender Offer to Acquire the Shares of <b>Sentelic</b> at a Price of NT\$72.9
2023.1	Transphorm and Weltrend Semiconductor Partner to Release Integrated <b>GaN System-in-Package</b>
2023.9	Weltrend issued Company's 1 <sup>st</sup> Domestic Unsecured <b>Convertible Corporate Bonds</b> for a face value of NT\$1.10bn
2023.11	Weltrend Passes <b>ISO 14064 Greenhouse Gas Emission Verification</b>
2023.12	Weltrend receives “ <b>Medium-sized Enterprises M&amp;A Deal Award</b> ” from the 2023 MAPECT Taiwan M&A Awards
2025.3	Weltrend and Sentelic Board of Directors Approved <b>Consolidation via Share Swap</b>

# Q & A

---

[www.weltrend.com.tw](http://www.weltrend.com.tw)

# APPENDIX

## Financials

# 4Q24 Consolidated Income Statement (YoY)

(Expressed in NT\$K)

	4Q24	%	4Q23	%	YoY %
Net sales	836,187	100	794,044	100	5
Gross Profit	254,440	30	249,464	31	2
Operating Exp.	(212,158)	(25)	(185,821)	(23)	14
Selling & Adm.	(86,947)	(10)	(73,656)	(9)	18
R & D Exp.	(125,211)	(15)	(112,165)	(14)	12
Operating Income	42,282	5	63,643	8	(34)
Net Non-Operating Income(Loss)	64,640	8	(57,927)	(7)	212
Income Before Tax	106,922	13	5,716	1	1,771
Income Tax (Exp.) benefit	(15,957)	(2)	10,482	1	252
Net Income	90,965	11	16,198	2	462
EPS	0.48		0.11		336



# 4Q24 Consolidated Income Statement (QoQ)

(Expressed in NT\$K)

	4Q24	%	3Q24	%	QoQ %
Net sales	836,187	100	847,481	100	(1)
Gross Profit	254,440	30	254,582	30	(0)
Operating Exp.	(212,158)	(25)	(170,520)	(20)	24
Selling & Adm.	(86,947)	(10)	(73,268)	(9)	19
R & D Exp.	(125,211)	(15)	(97,252)	(11)	29
Operating Income(loss)	42,282	5	84,062	10	(50)
Net Non-Operating Income(Loss)	64,640	8	(67,863)	(8)	195
Income Before Tax	106,922	13	16,199	2	560
Income Tax (Exp.)	(15,957)	(2)	(2,472)	(0)	546
Net Income	90,965	11	13,727	2	563
EPS	0.48		0.08		500

# Balance Sheet Summary

(Expressed in NT\$K)

	2024/12/31	2024/9/30
Cash & Marketable Securities	2,197,376	2,279,623
Notes & Accounts receivable	1,026,074	988,556
Inventories	820,449	799,009
Property, Plant and Equipment	198,070	202,683
Goodwill & Intangible assets	1,018,368	1,037,301
Other assets	713,987	680,410
Total assets	5,974,324	5,987,582
Short-Term Loan	135,618	313,485
Other current liabilities	1,704,265	1,578,313
Noncurrent liabilities	179,170	180,971
Stockholders' equity	3,955,271	3,914,813
Net Asset Value per Share	19.39	19.20

# EPS and Cash Dividends for the Past 5 Years

	2020	2021	2022	2023	2024
EPS (NT\$)	1.94	4.25	0.83	1.18	1.57
Cash Dividend (NT\$/share)	1.6	3	1.20	1.20	1.5

偉詮電子股份有限公司  
**Weltrend Semiconductor, Inc.**

***Headquarters***

2F, No. 24, Industry E. 9th Rd.  
Hsinchu Science Park  
Hsinchu City 30075, Taiwan  
Tel: +886-3-578-0241

***Taipei Office***

11F-6, No. 736, Chungcheng Rd.  
Chungho District  
New Taipei City 23511, Taiwan  
Tel: +886-2-8226-1899

***Kaohsiung Branch***

22F-6., No. 211, Chungcheng 4th Rd.  
Cianjin District  
Kaohsiung City 801, Taiwan  
Tel: +886-7-971-8868

[www.weltrend.com](http://www.weltrend.com)

**THANK YOU!**