

偉詮電子股份有限公司 Weltrend Semiconductor, Inc.

2Q25 Investor Conference

Tony Lin
CEO

Robby Tsai
COO

Cindy Guo
CFO and Spokesperson

August 13, 2025

Safe Harbor Notice

Forward-looking Statements

Weltrend's statements and any others in this release that refer to business outlook, future plans, and expectations are forward-looking statements that involve a number of risks and uncertainties. Statements that refer to or are based on projections, uncertain events or assumptions also identify forward-looking statements. Such statements are based on management's expectations as of the date of this earnings release and involve many risks and uncertainties that could cause actual results to differ materially from those expressed or implied in these forward-looking statements. Weltrend presently considers the following to be important factors that could cause actual results to differ materially from the company's expectations.

2Q25 Consolidated Income Statement (YoY)

(Expressed in NT\$K)

	2Q25	%	2Q24	%	YoY %
Net sales	928,711	100	745,942	100	25
Gross Profit	265,279	29	225,157	30	18
Operating Exp.	(172,876)	(19)	(186,240)	(25)	(7)
Selling & Adm.	(73,942)	(8)	(78,597)	(11)	(6)
R & D Exp.	(98,934)	(11)	(107,643)	(14)	(8)
Operating Income	92,403	10	38,917	5	137
Net Non-Operating Income(Loss)	(91,360)	(10)	72,832	10	(225)
Income Before Tax	1,043	0	111,749	15	(99)
Income Tax (Exp.) benefit	15,100	2	(18,081)	(2)	(184)
Net Income	16,143	2	93,668	13	(83)
EPS	0.15		0.51		(71)

2Q25 Consolidated Income Statement (QoQ)

(Expressed in NT\$K)

	2Q25	%	1Q25	%	QoQ %
Net sales	928,711	100	795,302	100	17
Gross Profit	265,279	29	255,659	32	4
Operating Exp.	(172,876)	(19)	(181,904)	(23)	(5)
Selling & Adm.	(73,942)	(8)	(78,928)	(10)	(6)
R & D Exp.	(98,934)	(11)	(102,976)	(13)	(4)
Operating Income(loss)	92,403	10	73,755	9	25
Net Non-Operating Loss	(91,360)	(10)	(27,901)	(3)	227
Income Before Tax	1,043	0	45,854	6	(98)
Income Tax (Exp.)	15,100	2	(12,970)	(2)	(216)
Net Income	16,143	2	32,884	4	(51)
EPS	0.15		0.14		7

1H25 Consolidated Income Statement (YoY)

(Expressed in NT\$K)

	1H25	%	1H24	%	YoY %
Net sales	1,724,013	100	1,410,951	100	22
Gross Profit	520,938	30	413,463	29	26
Operating Exp.	(354,780)	(20)	(375,744)	(26)	(6)
Selling & Adm.	(152,870)	(8)	(152,766)	(11)	0
R & D Exp.	(201,910)	(12)	(222,978)	(15)	(9)
Operating Income	166,158	10	37,719	3	341
Net Non-Operating Income(Loss)	(119,261)	(7)	184,991	13	(164)
Income Before Tax	46,897	3	222,710	16	(79)
Income Tax (Exp.) benefit	2,130	0	(32,537)	(3)	(107)
Net Income	49,027	3	190,173	13	(74)
EPS	0.29		1.00		(71)

Balance Sheet Summary

(Expressed in NT\$K)

	2025/6/30	2025/3/31
Cash & Marketable Securities	1,982,874	1,925,016
Notes & Accounts receivable	1,082,214	1,043,205
Inventories	962,254	823,447
Property, Plant and Equipment	200,320	197,489
Goodwill & Intangible assets	977,522	999,682
Other assets	626,055	762,172
Total assets	5,831,239	5,751,011
Short-Term Loan	88,000	15,000
Other current liabilities	1,955,369	1,668,965
Noncurrent liabilities	154,928	172,530
Stockholders' equity	3,632,942	3,894,516
Net Asset Value per Share	17.79	19.23

EPS and Cash Dividends for the Past 5 Years

	2020	2021	2022	2023	2024
EPS (NT\$)	1.94	4.25	0.83	1.18	1.57
Cash Dividend (NT\$/share)	1.6	3	1.20	1.20	1.5

A 36-year IC Design Company

Founded

Founded in the Hsinchu Science Park in July, 1989

Capital

NT\$1.78 billion (US\$59.3 millions)

Headcount

294 Weltrend-only; 350+ group total (as end of 2Q25)



Main Business


- Weltrend and Sentelic-branded IC products and ASICs
- Value-added resale (VAR) for international name brand components (ex. ROHM)

Honors

- 1995 – Taiwan’s 4th National Award of Outstanding Small & Medium Enterprises, being the first company from Science Park to win the title.
- 1997 – IPO on Taiwan OTC market and then subsequently listed on TWSE in 2000 (2436)
- 2008 – Awarded with “Taiwan Technology Fast 50” by Deloitte and named multiple times as one of companies with best ROE and ROI by renowned financial magazines in Taiwan.
- 2015 – ADAS R&D Team Awarded with the 17th Annual Technology Management Award by CSMOT.
- 2016 – Ranked Top 20% in Corporate Governance Evaluation and Awarded Most Improved Company.
- 2019 – Named “Top 10 Consumer Electronics Solution Provider in APAC – 2019” by Embedded Advisor magazine
- 2021 – EE Awards Asia’s Best Power IC of the Year Award
- 2023 – Receives “Medium-sized Enterprises M&A Deal Award” from 2023 MAPECT Taiwan M&A Awards



High Quality Supply Chain



Weltrend
Product
Development

Foundries

Weltrend
In-house
Testing (CP)

Taiwan-based
Packaging
Houses

Weltrend
In-house
Testing (FT)

Weltrend
Sales and
Services

- Highest quality wafer fabs
- In-house CP and FT production testing
- Complete quality certifications



Image Source: Internet

Weltrend Semiconductor, Inc.

Major Customers



Image Source: Internet

Weltrend Semiconductor, Inc.

Power and Motor as dual growth engines plus Image Solutions for niche applications and all with a MCU foundation

Power Management

- AC/DC switching regulators
 - PWM controllers
 - Synchronous rectifier (SR)
- USB PD controllers
 - DFP (Source) controllers
 - DRP (Source/Sink) controllers
- Fast charge protocol controllers
 - Sink controllers
 - Source controllers
- E-marker IC
- Supervisor ICs
- Wireless power controllers
- LED drivers

Amplifiers

- Op amps
 - General-purpose op amps
 - Power op amps

Imaging Solutions

- ADAS SoCs
- Barcode decoders
- Display MCUs
- Imaging processors
- Projector processors
- Video display processors

Interfaces

- Boosted NFC cards
- Smart card interface ICs and Magnetic stripe decoders
- Touch screen controllers
- USB
 - USB-C connectivity
 - USB-based HID controllers

Motor

- Motor drivers
- BLDC motor drivers and controllers

Microcontrollers (MCUs)

- 8-bit MCUs
 - General-purpose MCUs
- 32-bit MCUs
 - Andes-based 32-bit MCUs
 - Arm-based 32-bit MCUs
- Application-specific MCUs
 - USB-based HID controllers
 - USB host and SD port file management controllers
 - Vital sign measurement MCUs

1H25 Product Mix (YoY)

(Expressed in NT\$K)

	1H25	%	1H24	%	YoY
Power	580,628	34%	551,098	39%	5%
Smart Applications	571,901	33%	389,429	28%	47%
Own Brand Products	1,152,529	67%	940,527	67%	23%
Distribution Products	571,484	33%	470,424	33%	21%
Total	1,724,013	100%	1,410,951	100%	22%



USB PD
23%
+6% YoY



MOTOR
28%
+69% YoY



2Q25 Product Mix (YoY)

(Expressed in NT\$K)

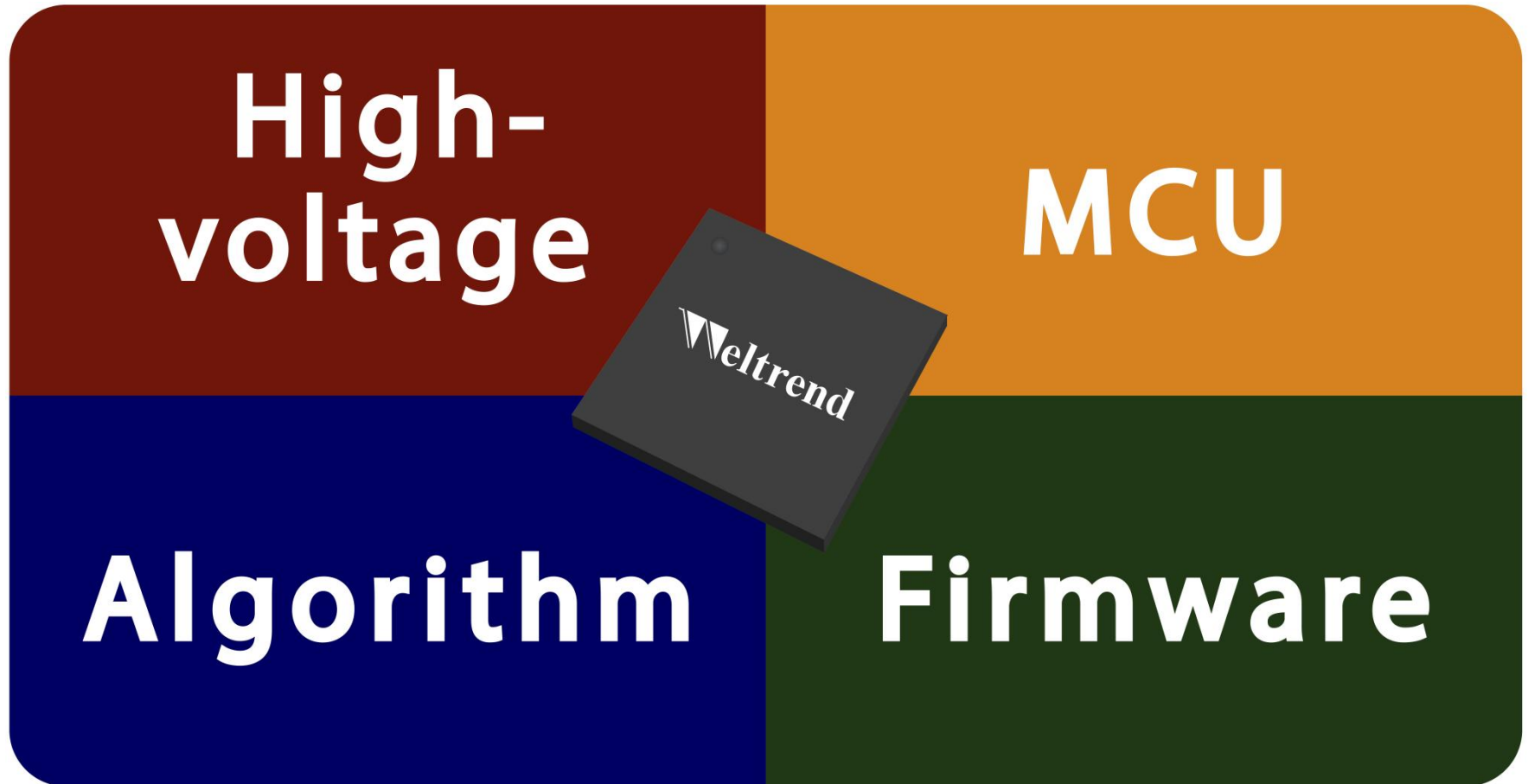
	2Q25	%	2Q24	%	YoY
Power	322,286	35%	304,242	41%	6%
Smart Applications	300,769	32%	196,256	26%	53%
Own Brand Products	623,055	67%	500,498	67%	24%
Distribution Products	305,656	33%	245,444	33%	25%
Total	928,711	100%	745,942	100%	25%

2Q25 Product Mix (QoQ)

(Expressed in NT\$K)

	2Q25	%	1Q25	%	QoQ
Power	322,286	35%	258,342	33%	25%
Smart Applications	300,769	32%	271,132	34%	11%
Own Brand Products	623,055	67%	529,474	67%	18%
Distribution Products	305,656	33%	265,828	33%	15%
Total	928,711	100%	795,302	100%	17%

Unique Combination of Technical Core Competences bringing *intelligence* into *Power, Drivers, and Analogs*




Global Leader in USB PD for Power Source Applications



Global USB-C Market 2024-2028

CAGR of (2023-2028)

 **17.1%**



Source: Technavio

Image Source: USB-IF, Internet

USB-C is fast becoming the universal charging standard and supporting more devices –

- The latest **USB PD 3.1** spec extends the maximum power over USB-C to **240W** from 100W, supporting more devices such as gaming notebooks, household appliances, e-bikes, and other higher powered devices
- **EU's Common Charger Directive** requires that all new devices sold in the EU must support USB-C charging from Dec, 2024 (laptops in April, 2026).

Smart Cooling – Comprehensive **Air Cooling** and **Liquid Cooling** Solutions for Data Centers, Edge Devices, and beyond

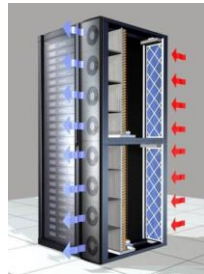


Fan Array



Water Pump/
Leakage
Detection/
Valve Control

Server/Telecom



Side-car Fan




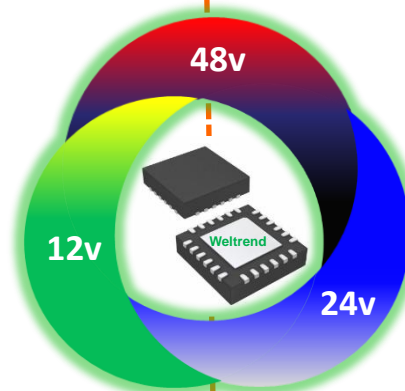
AI PC



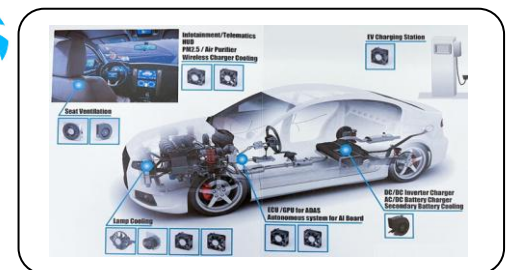
Crypto Mining
/Gaming
/Graphic Card

Edge Devices

IT Non-IT



Home Appliances



Automotive




PV Inverter

EV Charging
Pile

Renewable Energy

Analogy between USB-C Power Adapter for notebook PC and Server Cooling Fan for data centers – *Well positioned for another global market share leader*



	USB-C Power Adapter for NB	Server Cooling Fan
Application Market	Notebook PC	Server
Device TAM	~155m (excluding Apple)	~13.6m
Weltrend IC per Unit	1	~12
Market IC TAM (Units)	~155m	~163m
Weltrend ASP (US\$)	~\$0.3	~\$0.3+
Weltrend TAM (US\$)	~\$47m	~\$49m
Weltrend Market Share	70%+ (#1)*	30%+ and growing

**based on 50% USB-C penetration rate*

Image Source: Internet

Weltrend Semiconductor, Inc.

Recent Business Highlights

2022.8	Weltrend Successfully Completed the Tender Offer to Acquire the Shares of Sentelic at a Price of NT\$72.9
2023.1	Transphorm and Weltrend Semiconductor Partner to Release Integrated GaN System-in-Package
2023.9	Weltrend issued Company's 1 st Domestic Unsecured Convertible Corporate Bonds for a face value of NT\$1.10bn
2023.11	Weltrend Passes ISO 14064 Greenhouse Gas Emission Verification
2023.12	Weltrend receives “ Medium-sized Enterprises M&A Deal Award ” from the 2023 MAPECT Taiwan M&A Awards
2025.3	Weltrend and Sentelic Board of Directors Approved Consolidation via Share Swap

Q & A

www.weltrend.com

偉詮電子股份有限公司
Weltrend Semiconductor, Inc.

Headquarters

2F, No. 24, Industry E. 9th Rd.
Hsinchu Science Park
Hsinchu City 30075, Taiwan
Tel: +886-3-578-0241

Taipei Office

11F-6, No. 736, Chungcheng Rd.
Chungho District
New Taipei City 23511, Taiwan
Tel: +886-2-8226-1899

Kaohsiung Branch

22F-6., No. 211, Chungcheng 4th Rd.
Cianjin District
Kaohsiung City 801, Taiwan
Tel: +886-7-971-8868

www.weltrend.com

THANK YOU!