

偉詮電子股份有限公司  
Weltrend Semiconductor, Inc.

4Q25 Investor Conference

Tony Lin  
CEO

Robby Tsai  
COO

Cindy Guo  
CFO and Spokesperson

March 20, 2026

# Safe Harbor Notice

## Forward-looking Statements

Weltrend's statements and any others in this release that refer to business outlook, future plans, and expectations are forward-looking statements that involve a number of risks and uncertainties. Statements that refer to or are based on projections, uncertain events or assumptions also identify forward-looking statements. Such statements are based on management's expectations as of the date of this earnings release and involve many risks and uncertainties that could cause actual results to differ materially from those expressed or implied in these forward-looking statements. Weltrend presently considers the following to be important factors that could cause actual results to differ materially from the company's expectations.

# 4Q25 Consolidated Income Statement (YoY)

(Expressed in NT\$K)

	4Q25	%	4Q24	%	YoY %
Net sales	925,309	100	836,187	100	11
Gross Profit	285,368	31	254,440	30	12
Operating Exp.	(250,613)	(27)	(212,158)	(25)	18
Selling & Adm.	(106,469)	(12)	(86,947)	(10)	22
R & D Exp.	(144,144)	(15)	(125,211)	(15)	15
Operating Income	34,755	4	42,282	5	(18)
Net Non-Operating Income(Loss)	275,827	30	64,640	8	327
Income Before Tax	310,582	34	106,922	13	190
Income Tax (Exp.) benefit	(14,686)	(2)	(15,957)	(2)	(8)
Net Income	295,896	32	90,965	11	225
EPS	1.57		0.48		227

# 4Q25 Consolidated Income Statement (QoQ)

(Expressed in NT\$K)

	4Q25	%	3Q25	%	QoQ %
Net sales	925,309	100	919,318	100	1
Gross Profit	285,368	31	260,246	28	10
Operating Exp.	(250,613)	(27)	(222,467)	(24)	13
Selling & Adm.	(106,469)	(12)	(95,919)	(10)	11
R & D Exp.	(144,144)	(15)	(126,548)	(14)	14
Operating Income(loss)	34,755	4	37,779	4	(8)
Net Non-Operating Loss	275,827	30	196,733	21	40
Income Before Tax	310,582	34	234,512	26	32
Income Tax (Exp.)	(14,686)	(2)	(16,401)	(2)	(10)
Net Income	295,896	32	218,111	24	36
EPS	1.57		1.14		38

# 2025 Consolidated Income Statement (YoY)

(Expressed in NT\$K)

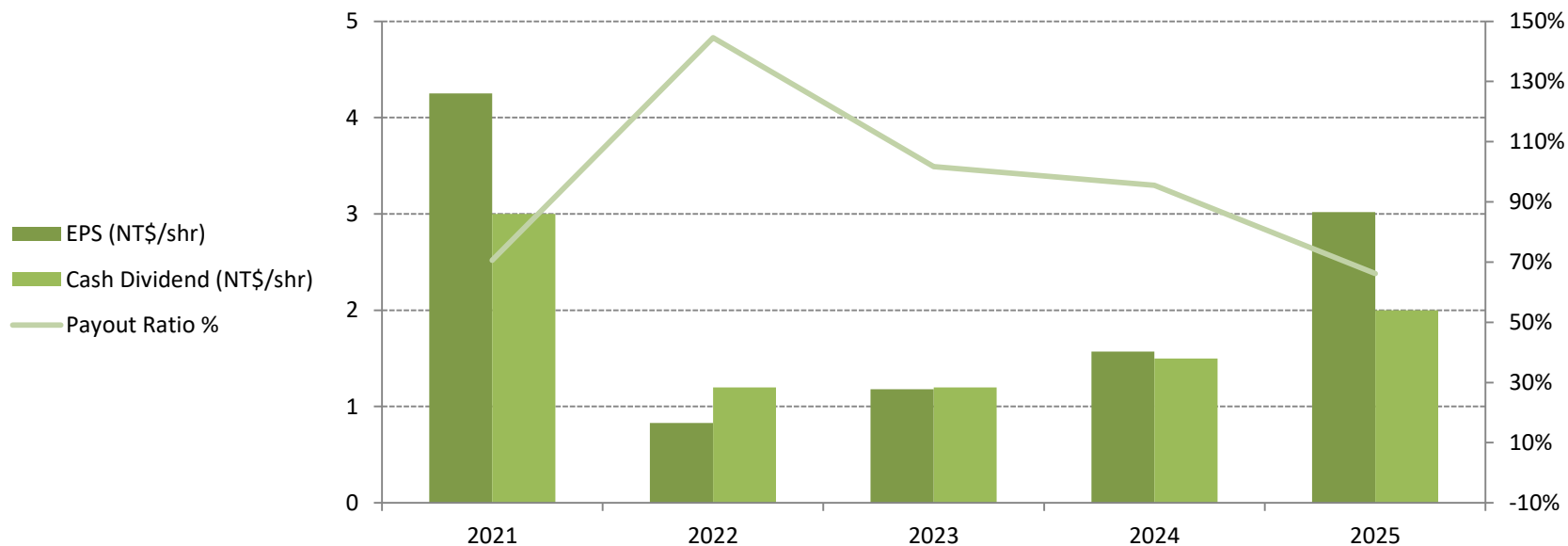
	2025	%	2024	%	YoY %
Net sales	3,568,640	100	3,094,619	100	15
Gross Profit	1,066,552	30	922,485	30	16
Operating Exp.	(827,860)	(23)	(758,422)	(25)	9
Selling & Adm.	(355,258)	(10)	(312,981)	(10)	14
R & D Exp.	(472,602)	(13)	(445,441)	(14)	6
Operating Income	238,692	7	164,063	5	45
Net Non-Operating Income(Loss)	353,299	10	181,768	6	94
Income Before Tax	591,991	17	345,831	11	71
Income Tax (Exp.) benefit	(28,957)	(1)	(50,966)	(2)	(43)
Net Income	563,034	16	294,865	10	91
EPS	3.02		1.57		92

# Balance Sheet Summary

(Expressed in NT\$K)

	2025/12/31	2025/9/30	2024/12/31
Cash & Marketable Securities	2,235,730	2,092,686	2,197,376
Notes & Accounts receivable	1,235,467	1,255,229	1,026,074
Inventories	981,339	980,688	820,449
Property, Plant and Equipment	195,179	197,591	198,070
Goodwill & Intangible assets	955,723	962,120	1,018,368
Other assets	529,389	549,145	713,987
<b>Total assets</b>	<b>6,132,827</b>	<b>6,037,459</b>	<b>5,974,324</b>
Short-Term Loan	50,000	338,000	135,618
Other current liabilities	1,768,570	1,631,827	1,704,265
Noncurrent liabilities	160,453	157,111	179,170
Stockholders' equity	4,153,804	3,910,521	3,955,271
<b>Net Asset Value per Share</b>	<b>21.02</b>	<b>19.67</b>	<b>19.39</b>

# EPS and Cash Dividends for the Past 5 Years



	2021	2022	2023	2024	2025
EPS (NT\$)	4.25	0.83	1.18	1.57	3.02
Cash Dividend (NT\$/share)	3	1.20	1.20	1.5	2
Executed Share Buyback (K shares)	1,500	0	0	2,200	1,600

# 2025 Revenue Reached NT\$3.57bn – Second-Highest on Record

## Consolidate Revenues



- Strong AI infrastructure investment drove Smart Applications revenue growth of **+40% YoY**.
- Consolidated revenue grew **+15.3% YoY**, reaching **the second-highest level on record**.
- January 2026 revenue surpassed **NT\$400m for the first time (+61% YoY)**, a record high. Jan–Feb cumulative revenue reached NT\$696m (**+35% YoY**).



# A 37-year IC Design Company

<p><b>Founded</b></p>	<p>Founded in the Hsinchu Science Park in July, 1989</p>
<p><b>Capital</b></p>	<p>NT\$1.999 billion (US\$65.1 millions)</p>
<p><b>Headcount</b></p>	<p>350+ (as end of 4Q25)</p>
<p><b>Main Business</b></p>	<ul style="list-style-type: none"> <li>▪ Weltrend and Sentelic-branded IC products and ASICs</li> <li>▪ Value-added resale (VAR) for international name brand components (ex. ROHM)</li> </ul>
<p><b>Honors</b></p>	<ul style="list-style-type: none"> <li>▪ 1995 – Taiwan’s 4th National Award of Outstanding Small &amp; Medium Enterprises, being the first company from Science Park to win the title.</li> <li>▪ 1997 – IPO on Taiwan OTC market and then subsequently listed on TWSE in 2000 (2436)</li> <li>▪ 2008 – Awarded with “Taiwan Technology Fast 50” by Deloitte and named multiple times as one of companies with best ROE and ROI by renowned financial magazines in Taiwan.</li> <li>▪ 2015 – ADAS R&amp;D Team Awarded with the 17th Annual Technology Management Award by CSMOT.</li> <li>▪ 2016 – Ranked Top 20% in Corporate Governance Evaluation and Awarded Most Improved Company.</li> <li>▪ 2019 – Named “Top 10 Consumer Electronics Solution Provider in APAC – 2019” by Embedded Advisor magazine</li> <li>▪ 2021 – EE Awards Asia’s Best Power IC of the Year Award</li> <li>▪ 2023 – Receives “Medium-sized Enterprises M&amp;A Deal Award” from 2023 MAPECT Taiwan M&amp;A Awards</li> </ul>

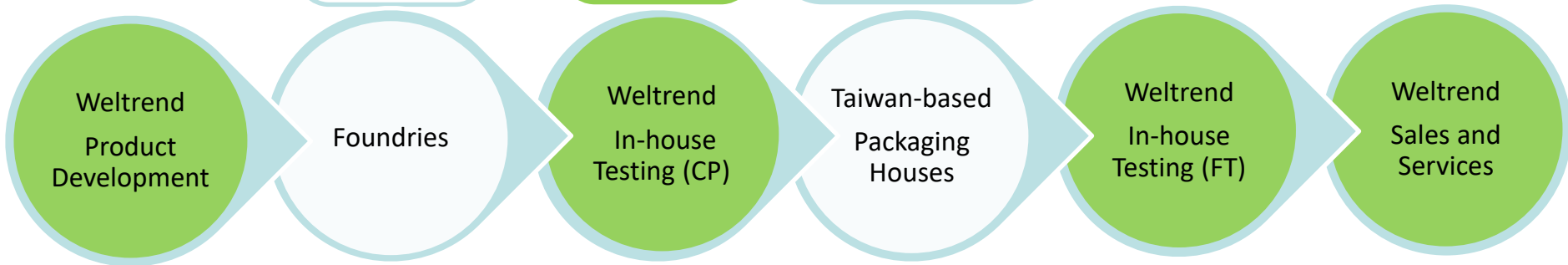




**Stronger Together**  
合而為一，強勢出發

Sentelic is now a wholly owned subsidiary of Weltrend  
陞達科技現為偉詮電子之全資子公司

# High Quality Supply Chain



- Highest quality wafer fabs
- In-house CP and FT production testing
- Complete quality certifications



# Major Customers



# Power and Motor as dual growth engines plus Image Solutions for niche applications and all with a MCU foundation

## Power Management

- AC/DC switching regulators
  - PWM controllers
  - Synchronous rectifier (SR)
- USB PD controllers
  - DFP (Source) controllers
  - DRP (Source/Sink) controllers
- Fast charge protocol controllers
  - Sink controllers
  - Source controllers
- E-marker IC
- Supervisor ICs
- Wireless power controllers
- LED drivers

## Amplifiers

- Op amps
  - General-purpose op amps
  - Power op amps

## Imaging Solutions

- ADAS SoCs
- Barcode decoders
- Display MCUs
- Imaging processors
- Projector processors
- Video display processors

## Interfaces

- Boosted NFC cards
- Smart card interface ICs and Magnetic stripe decoders
- Touch screen controllers
- USB
  - USB-C connectivity
  - USB-based HID controllers

## Motor

- Motor drivers
- BLDC motor drivers and controllers

## Microcontrollers (MCUs)

- 8-bit MCUs
  - General-purpose MCUs
- 32-bit MCUs
  - Andes-based 32-bit MCUs
  - Arm-based 32-bit MCUs
- Application-specific MCUs
  - USB-based HID controllers
  - USB host and SD port file management controllers
  - Vital sign measurement MCUs

# 2025 Product Mix (YoY)

(Expressed in NT\$K)

	2025	%	2024	%	YoY
Power	1,188,304	33%	1,253,744	41%	-5%
Smart Applications	1,195,808	34%	852,968	28%	+40%
<b>Own Brand Products</b>	<b>2,384,112</b>	<b>67%</b>	<b>2,106,712</b>	<b>68%</b>	<b>+13%</b>
Distribution Products	1,184,528	33%	987,907	32%	+20%
<b>Total</b>	<b>3,568,640</b>	<b>100%</b>	<b>3,094,619</b>	<b>100%</b>	<b>+15%</b>



**USB PD**  
22%  
-8% YoY




**MOTOR**  
32%  
+60% YoY



# 4Q25 Product Mix (YoY)

(Expressed in NT\$K)

	4Q25	%	4Q24	%	YoY
Power	282,281	31%	353,308	42%	-20%
Smart Applications	334,668	36%	222,110	27%	51 %
<b>Own Brand Products</b>	616,949	67%	575,418	69%	7 %
<b>Distribution Products</b>	308,360	34%	260,769	31%	18 %
<b>Total</b>	925,309	101%	836,187	100%	11 %

# 4Q25 Product Mix (QoQ)

(Expressed in NT\$K)

	4Q25	%	3Q25	%	QoQ
Power	282,281	31%	325,395	35%	-13%
Smart Applications	334,668	36%	289,239	32%	16 %
<b>Own Brand Products</b>	616,949	67%	614,634	67%	0 %
<b>Distribution Products</b>	308,360	34%	304,684	33%	1 %
<b>Total</b>	925,309	101%	919,318	100%	1 %

Unique Combination of Technical Core  
Competences bringing *intelligence* into *Power,*  
*Drivers, and Analogs*

High-  
voltage

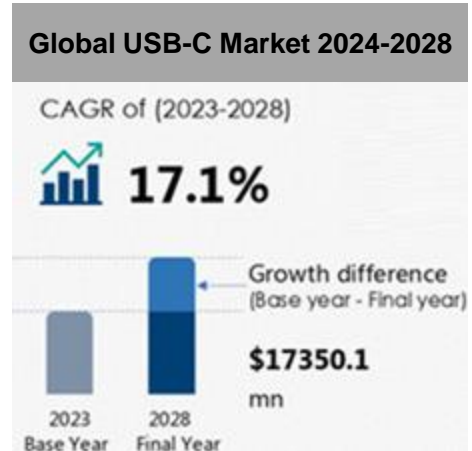
MCU



Algorithm

Firmware

# Global Leader in USB PD for Power Source Applications



Source: Technavio

Image Source: USB-IF, Internet

USB-C is fast becoming the universal charging standard and supporting more devices –

- The latest **USB PD 3.1** spec extends the maximum power over USB-C to **240W** from 100W, supporting more devices such as gaming notebooks, household appliances, e-bikes, and other higher powered devices
- **EU's Common Charger Directive** requires that all new devices sold in the EU must support USB-C charging from Dec, 2024 (laptops in April, 2026).

# Smart Cooling – Comprehensive *Air Cooling* and *Liquid Cooling* Solutions for Data Centers, Edge Devices, and beyond



**Fan Array**

**Water Pump/ Leakage Detection/ Valve Control**

**Side-car Fan**

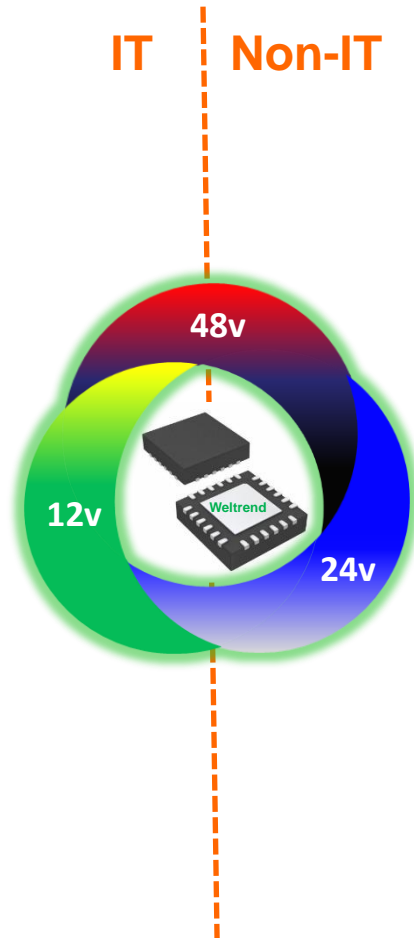
**Server/Telecom**



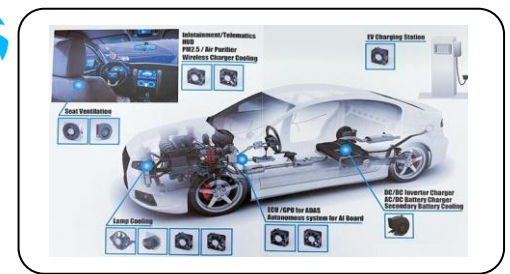
**AI PC**

**Crypto Mining /Gaming /Graphic Card**

**Edge Devices**



**Home Appliances**




**Automotive**



**Renewable Energy**

# Analogy between USB-C Power Adapter for notebook PC and Server Cooling Fan for data centers – *Well positioned for another global market share leader*



	USB-C Power Adapter for NB	Server Cooling Fan
Application Market	Notebook PC	Server
Device TAM	~159m (excluding Apple)	~13.6m
Weltrend IC per Unit	1	~12
Market IC TAM (Units)	~159m	~163m
Weltrend ASP (US\$)	~\$0.3	~\$0.3+
Weltrend TAM (US\$)	~\$48m	~\$49m
Weltrend Market Share	<b>60%+ (#1)*</b>	<b>&gt;30% and growing</b>

*\*based on 60% USB-C penetration rate*

Image Source: Internet

Weltrend Semiconductor, Inc.

# Recent Business Highlights

2022.8	Weltrend Successfully Completed the Tender Offer to Acquire the Shares of <b>Sentelic</b> at a Price of NT\$72.9
2023.1	Transphorm and Weltrend Semiconductor Partner to Release Integrated <b>GaN System-in-Package</b>
2023.9	Weltrend issued Company's 1 <sup>st</sup> Domestic Unsecured <b>Convertible Corporate Bonds</b> for a face value of NT\$1.10bn
2023.11	Weltrend Passes <b>ISO 14064 Greenhouse Gas Emission Verification</b>
2023.12	Weltrend receives " <b>Medium-sized Enterprises M&amp;A Deal Award</b> " from the 2023 MAPECT Taiwan M&A Awards
2025.3	Weltrend and Sentelic Board of Directors Approved <b>Consolidation via Share Swap</b>
2025.12	Weltrend to Conduct <b>Capital Reduction</b> of NT\$16,000,000 by Cancelling Treasury Shares

# Q & A

[www.weltrend.com](http://www.weltrend.com)

偉詮電子股份有限公司  
Weltrend Semiconductor, Inc.

**Headquarters**

2F, No. 24, Industry E. 9th Rd.  
Hsinchu Science Park  
Hsinchu City 30096, Taiwan  
Tel: +886-3-578-0241

**Taipei Office (Zhonghe)**

11F-6., No. 736, Zhongzheng Rd.  
Zhonghe District  
New Taipei City 235603, Taiwan  
Tel: +886-2-8226-1899

**Taipei Office (Sentelic)**

6F., No. 88, Zhouzi St.  
Neihu District  
Taipei City 114679, Taiwan  
Tel: +886-2-8752-5880

**Kaohsiung Branch**

22F-6., No. 211, Chungcheng 4th Rd.  
Cianjin District  
Kaohsiung City 801301, Taiwan  
Tel: +886-7-971-8868

[www.weltrend.com](http://www.weltrend.com)

**THANK YOU!**